


## We automatize your lamination jobs!

### One side lamination:

Use our DH-360AF auto-feed roll laminator, plus BM-360 bursting unit, you can finish the one side lamination job in no time. What you need to do is just loading the sheet and film, setting the figure and perforating the BOPP film, then press the button, you will have a separated laminate instantly. Save your time, save your cost, increase the productivity.



**Lamichina Co. Ltd.**  
[www.lamichina.com](http://www.lamichina.com)



## Multi-function roll laminator

The Dual-360 Multi-function Roll Laminator can do both the one side and two sides lamination, you just need to feed the paper manually, then the rest works will be done automatically.



### One side lamination:

The Dual-360 can do perforating, overlap creating, laminating and then bursting, so you will have a separated laminate instantly.

### Two sides lamination:


The Dual-360 can do gap creating, laminating, in-line slitting and rewinding the laminate. Combine with the AT-360 automatic trimmer, you will have a four-side trimmed laminate instantly.

Remark: auto-feeder is optional.

## We automatize your lamination jobs!

### Two sides lamination

Use our DH-360AF auto-feed roll laminator, plus AT-360 automatic trimmer, you can finish the two sides lamination job in no time. What you need to do is just loading the sheet and film, setting the figure, then press the button, you will have a four-side trimmed laminate instantly. Compare with the expensive customized film which most automatic laminator used, our laminator can use any standard laminating rolls in the market. Save your time, save your cost, increase the productivity.



+



DH-360AF Auto-feed roll laminator

AT-360 Automatic Trimmer

Have a roll laminator already? Never mind, our AT-360 automatic trimmer can attach to any roll laminator in the market. Just put the AT-360 on the back of your laminator, after lamination, the trimmer will cut the laminated film automatically, so that you will have a four-side trimmed laminate instantly.



+




Any roll laminator

AT-360 Automatic Trimmer

## Add the auto-feeder to your laminator, ease your works!

Attach the auto-feeder on your laminator, by adjusting the feeding speed to match the laminating speed, it can create both gap for two sides lamination or overlap for one side lamination. The separating pad will let only one paper go; the blocking roller will stop the extra paper if mis-feeding happened. Two photocell sensors precisely activate the feeding roller. The micro-switch will stop the machine automatically when there is no paper feeding-in. The lamination works become as easy as stack and go.

We customize the auto-feeder for your laminator!



Add feeder and base to a laminator

It become an auto-feed laminator